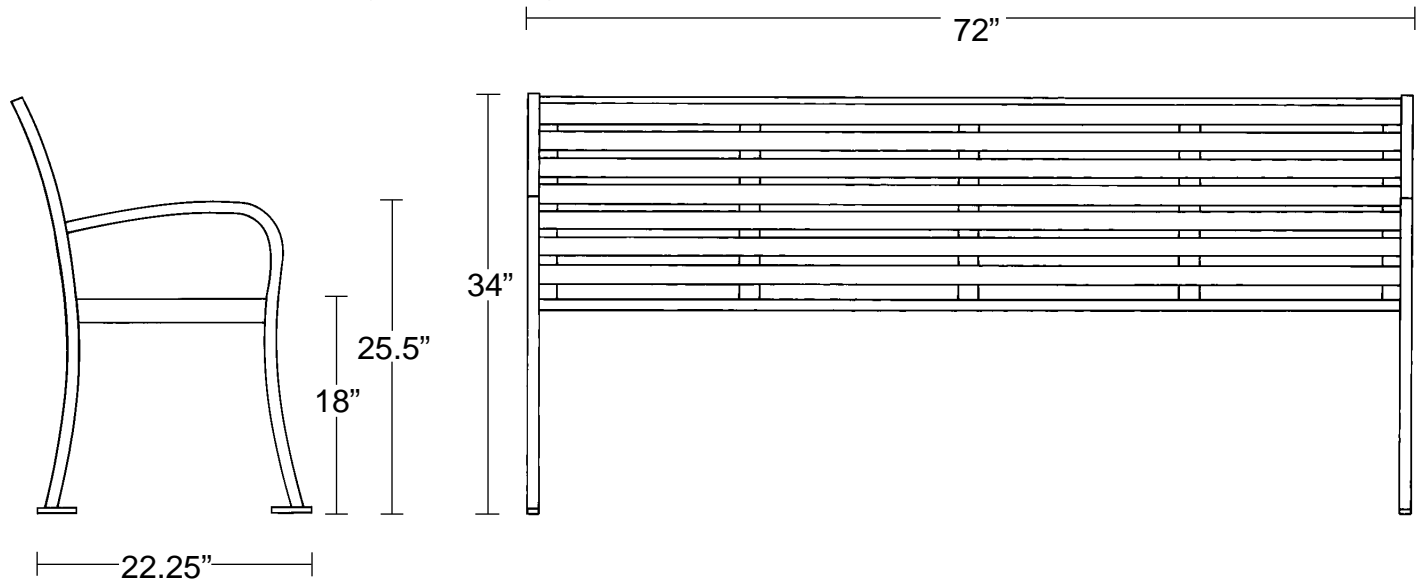
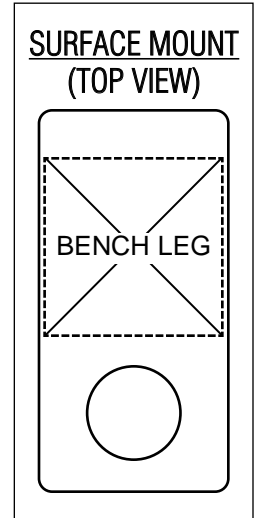


The Willamette Bench (horizontal slats)


The elegant curves of the legs and armrests on this bench provide an interesting contrast to the more contemporary horizontal steel slats that form the seat and back. An additional center armrest is an attractive option.

- Mounting Options
 - Free-standing
 - Surface mount (see detail)
- 72" long, 22.25" deep, 34" high. Custom lengths are available.
- Schedule 40 all steel construction, using .25" x 1.50" flat steel bars, 1.50" diameter steel tubes and 1" solid square bars.
- Choice of three finishes:
 - Powder Coating (weather resistant Polyester TGIC, 6-8 mils thick) in an unlimited range of colors.
 - Stainless Steel, #4 Satin Finish.
 - Thermoplastic Coating (10-12 mils thick) in red, black, green, blue, gray, white, yellow and brown.




THREE OPTIONAL SEAT AND BACK PATTERNS, USING 3/16" PERFORATED STEEL PLATE

DIAMOND PATTERN



CIRCLE PATTERN



SQUARE PATTERN

